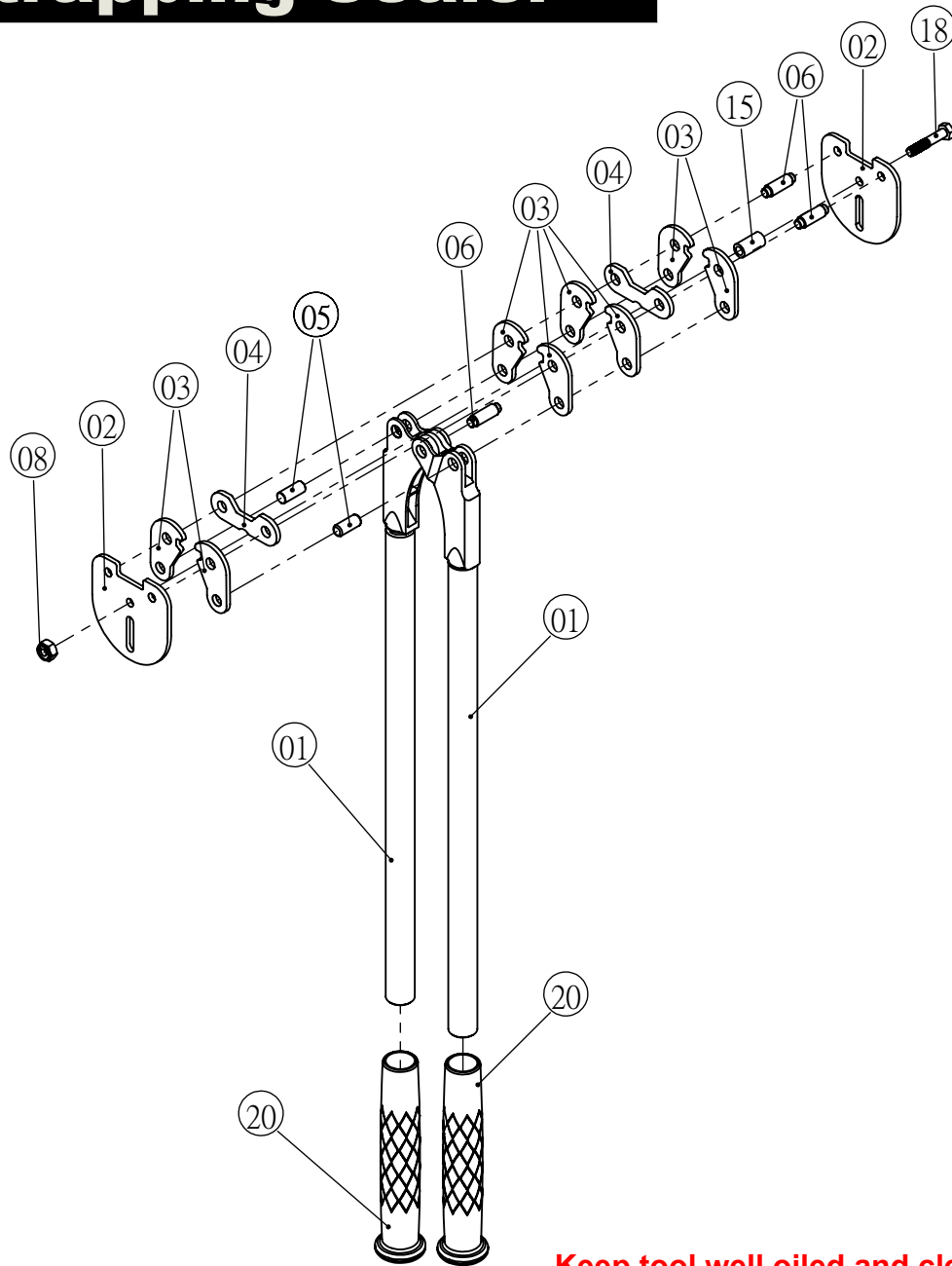
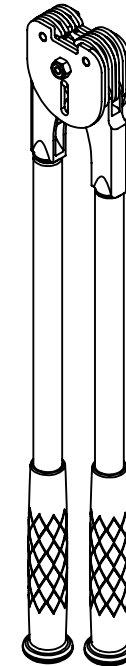


Steel Strapping Sealer



Part No.	Part Name	QTY
01	Handle	2
02	Side Plate	2
03	Jaw	8
04	Shear	2
05	Hande Pin	2
06	Plate Pin	3
08	Nut	1
15	Bushing	1
18	Screw	1
20	Grip	2



SAFETY INSTRUCTIONS



1. Before using the tool, read the operating instructions carefully. Not using tool properly can cause serious injury or death.



2. Always wear eye, or face, and hand protection when operating the tool.



3. Do not put any part of your body between the strap and the package while operating the tool.



4. Dangerous breakage may occur due to excessive tensioning. Do not over tension the strap.

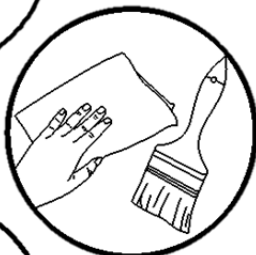


5. Do not stand in line with the strap while it is being tensioned. The strap could break if over tensioned.


6. When cutting the strap, hold the upper portion and stand at a safe distance away from the strap, as the lower strap will spring up.



7. Always use the original replacement parts to ensure quality.



8. Clean the tool with brush or compressed air periodically.



9. Apply light machine oil to all moving parts.